



Aeronautical Works, Kunovice, Czech Republic



Holding Company, Prague, Czech Republic

MANDATORY BULLETIN No. L23/029a

Sheet: 1
Of: 1
Enclosures: See Descr.

Effectivity: Flight Manual for the L23 SUPER BLANIĀK
(Do-L23.1012.1, Do-L23.1012.3, Do-L23.1012.5)

Reason: Adding of optional ILEC SC-7 vertical speed indicator and second RAZ indicator in the Flight Manual starting from ser. No. 968301 and minor changes.

Description: Flight Manual holders insert into Flight Manual following pages,
cancel following pages: dated Sep 20/96

Do-L23.1012.1:	0-1,0-3,2-2,2-3	0-1,0-3,2-2,2-3
Do-L23.1012.3:	0-1,0-3,6-8,7-4	0-1,0-3,6-8,7-4
Do-L23.1012.5:	0-1,0-3,7-1,7-4,7-5	0-1,0-3,7-1,7-4,7-5,7-6

To be accomplished not later than: Immediately after receiving this Bulletin

To be accomplished by: Flight Manual Holder

Cost covered by: No cost arise

Material availability: New and revised pages are enclosed

Validity: Since the date of receiving

Manhours: 0

Handwritten signature: J. P. ...

Manufacturer

*Handwritten: 4.6.96
46-04-23*



Civil Aviation Inspection



0.1. RECORD OF REVISIONS

Any revision or amendment of the present Manual will be issued in the form of Bulletins, approved by the Civil Aviation Inspectorate of the Czech Republic, supplement of which will contain new (revised) pages. User's duty is to make a note about revisions in the Record of revisions and to replace existing pages with revised and effective ones. Revised or amended parts of the text will be indicated by a vertical line in the left hand margin and the revision No. and the date will be shown on the bottom left hand of the page.

Rev. No.	Affected Section	Affected pages	Date	Bulletin No.	Date of Bulletin approval	Date Inserted and signature
1.	0, 2, 6, 7	0-1, 0-3, 2-5, 2-10, 2-11, 6-5, 6-6, 6-7, 7-1, 7-4, 7-5	Dec 20/95	L23/026a	Jan 26/96	
2.	0, 7	0-1, 0-3, 7-1, 7-4, 7-5, 7-6	Sep 20/96	L23/029a	Sep 23/96	



0.2. LIST OF EFFECTIVE PAGES

Pages identified as "Appr." provide information required to be furnished by the Federal Aviation Regulations.

Section	Page	Date	Section	Page	Date
0	1	Sep 20/96	4	Appr. 20	Dec 1/93
	2	Dec 6/93		Appr. 21	Dec 1/93
	3	Sep 20/96		Appr. 22	Dec 1/93
	4	Dec 1/93			
1	1	Dec 1/93	5	Appr. 1	Dec 1/93
	2	Dec 1/93		Appr. 2	Dec 1/93
	3	Dec 1/93		Appr. 3	Dec 1/93
	4	Dec 1/93		4	Dec 1/93
2	Appr. 1	Dec 1/93	6	1	Dec 1/93
	Appr. 2	Dec 1/93		2	Dec 1/93
	Appr. 3	Dec 1/93		3	Dec 1/93
	Appr. 4	Dec 1/93		4	Dec 1/93
	Appr. 5	Dec 20/95		5	Dec 20/95
	Appr. 6	Dec 1/93		6	Dec 20/95
	Appr. 7	Dec 1/93		7	Dec 20/95
	Appr. 8	Dec 1/93			
	Appr. 9	Dec 1/93			
	Appr. 10	Dec 20/95			
	Appr. 11	Dec 20/95			
3	Appr. 1	Dec 1/93	7	1	Sep 20/96
	Appr. 2	Dec 1/93		2	Dec 1/93
	Appr. 3	Dec 1/93		3	Dec 1/93
	Appr. 4	Dec 1/93		4	Sep 20/96
				5	Sep 20/96
		6	Sep 20/96		
4	Appr. 1	Dec 1/93	8	1	Dec 1/93
	Appr. 2	Dec 1/93		2	Dec 1/93
	Appr. 3	Dec 1/93			
	Appr. 4	Dec 1/93			
	Appr. 5	Dec 1/93			
	Appr. 6	Dec 1/93			
	Appr. 7	Dec 1/93			
	Appr. 8	Dec 1/93			
	Appr. 9	Dec 1/93			
	Appr. 10	Dec 1/93			
	Appr. 11	Dec 1/93			
	Appr. 12	Dec 1/93			
	Appr. 13	Dec 1/93			
	Appr. 14	Dec 1/93			
	Appr. 15	Dec 1/93			
	Appr. 16	Dec 1/93			
	Appr. 17	Dec 1/93			
	Appr. 18	Dec 1/93			
	Appr. 19	Dec 1/93			



SECTION 7

Sailplane and systems description

CONTENTS

- 7.1 Introduction
- 7.2 Sailplane description
- 7.3 Front seat ballast
- 7.4.1 Front cockpit - standard
- 7.4.2 Front cockpit - optional
- 7.5 Rear cockpit

7.4.1 FRONT COCKPIT - STANDARD

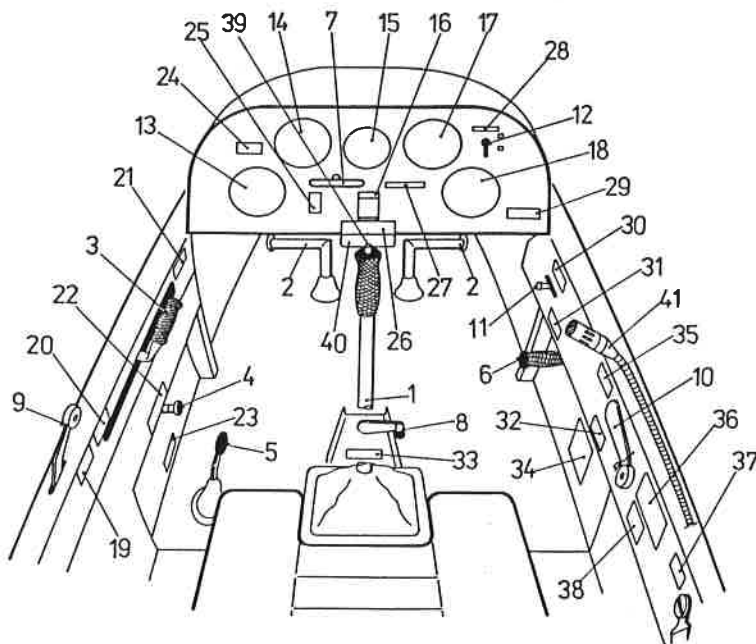


Fig. 7-2

- (1)Control column, (2)Rudder pedals, (3)Airbrake handle, (4)Elevator trim handle, (5)Wheel brake handle, (6)Landing gear handle, (7)Rope release mechanism, (8)Rudder pedals adjustment, (9)Front cockpit hood opening handle, (10)Handle for emergency release of the front cockpit hood, (11)Ventilator fan switch, (12)Turn-and-bank indicator switch, (13)Altimeter, (14)Airspeed indicator, (15)Turn-and-bank indicator, (16)Compass, (17) and (18)Vertical speed indicators, (19)Label "Front cockpit hood opening", (20)Label "Airbrakes extended", (21)Label "Airbrakes retracted", (22)Label "Elevator trim control", (23) Label "Wheel brake", (24)Label "No smoking", (25)Label "Tow release", (26)Label "Max. airspeeds", (27)Identification number, (28)Label "TURN-AND-BANK INDICATOR", (29)Label "Maneuvers with wing tip extensions forbidden", (30)Label "Ventilator fan", (31)Label "Landing gear extended", (32)Label "Landing gear retracted", (33)Label "Adjustment of pedals", (34)Label "Max. pilot weight", (35)Label "Front cockpit hood emergency release", (36)Label "Permitted maneuvers", (37)Label "Seat position", (38)Label "Center of gravity", (39)Radio control button, (40)Battery for turn-and-bank indicator, (41)Microphone

7.4.2 FRONT COCKPIT - OPTIONAL

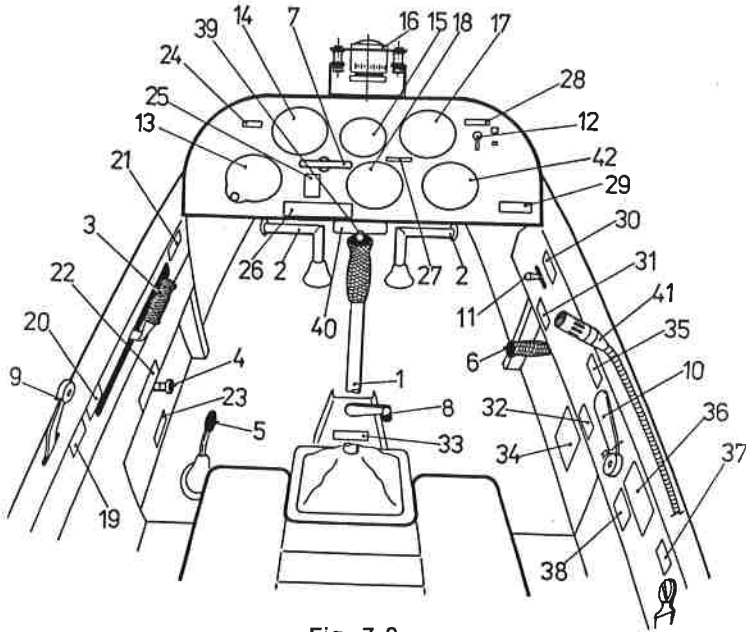


Fig. 7-3

(1)Control column, (2)Rudder pedals, (3)Alrbrake handle, (4)Elevator trim handle, (5)Wheel brake handle, (6)Landing gear handle, (7)Rope release mechanism, (8)Rudder pedals adjustment, (9)Front cockpit hood opening handle, (10)Handle for emergency release of the front cockpit hood, (11)Ventilator fan switch, (12)Turn-and-bank Indicator switch, (13)Altimeter, (14)Airspeed Indicator, (15)Turn-and-bank indicator, (16)Compass, (17) and (18)Vertical speed Indicators, (19)Label "Front cockpit hood opening", (20)Label "Alrbrakes extended", (21)Label "Alrbrakes retracted", (22)Label "Elevator trim control", (23) Label "Wheel brake", (24)Label "No smoking", (25)Label "Tow release", (26)Label "Max. airspeeds", (27)Identification number, (28)Label "TURN-AND-BANK INDICATOR", (29)Label "Maneuvers with wing tip extensions forbidden", (30)Label "Ventilator fan", (31)Label "Landing gear extended", (32)Label "Landing gear retracted", (33)Label "Adjustment of pedals", (34)Label "Max. pilot weight", (35)Label "Front cockpit hood emergency release", (36)Label "Permitted maneuvers", (37)Label "Seat position", (38)Label "Center of gravity", (39)Radio control button, (40)Battery for turn-and-bank indicator, (41)Microphone, (42)Vertical speed indicator ILEC SC-7 (from ser. No. 968301).

7.5 REAR COCKPIT

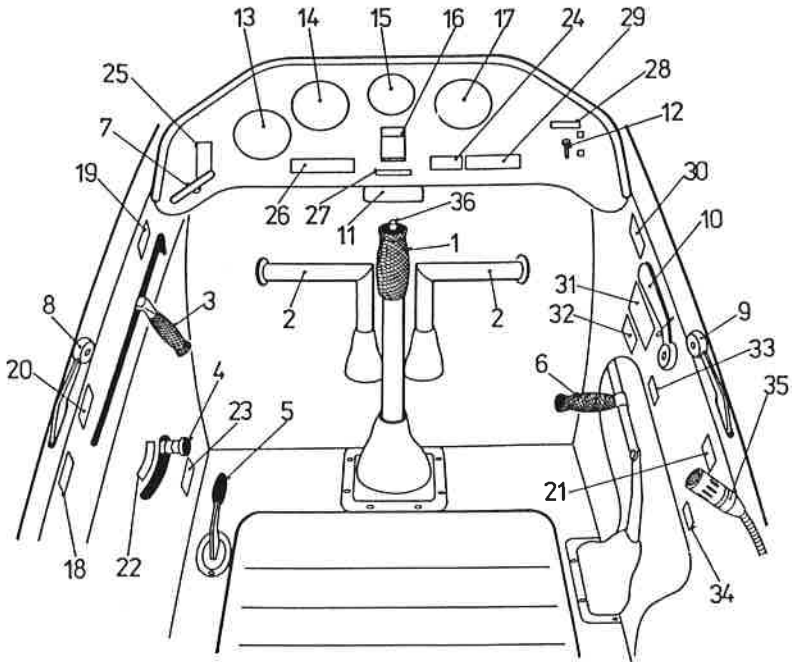


Fig. 7-4

(1)Control column, (2)Rudder pedals, (3)Airbrake handle, (4)Elevator trim handle, (5)Wheel brake handle, (6)Landing gear handle; (7)Rope release mechanism, (8) and (9)Rear cockpit hood opening handle, (10)Handle for emergency release of the front cockpit hood, (11)Battery for turn-and-bank Indicator, (12)Turn-and-bank Indicator switch, (13)Altimeter, (14)Airspeed indicator, (15)Turn-and-bank indicator, (16)Compass, (17)Vertical speed indicators or optional from ser. No. 968301 indicator RAZ (from ILEC SC-7 system), (18)Label "Airbrakes extended", (19)Label "Airbrakes retracted", (20) and (21)Label "Rear cockpit hood opening", (22)Label "Elevator trim control", (23)Label "Wheel brake", (24)Label "No smoking", (25)Label "Tow release", (26)Label "Max. airspeeds", (27)Identification number, (28)Label "TURN-AND-BANK INDICATOR", (29)Label "Maneuvers with wing tip extensions forbidden", (30)Label "Front cockpit hood emergency release", (31)Label "Permitted maneuvers", (32)Label "Center of gravity", (33)Label "Landing gear extended", (34)Label "Landing gear retracted", (35)Microphone, (36)Radio control button